


Matching the Corner Radius with our “Easy” Templates!


1

This is the radius of a spa corner and the final dimension we need to complete our order. We’ve made our template method of measuring your spa cover’s radius accurate and easy!



2

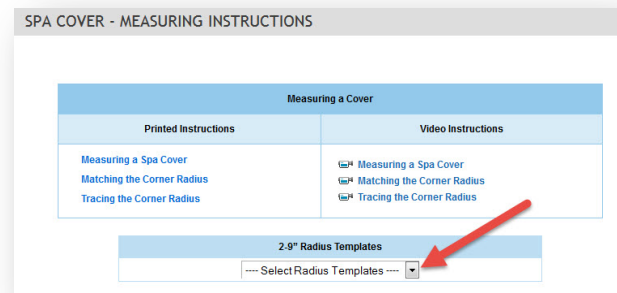
Starting where the straight edge of your spa cover begins to curve, lay two measuring devices at 90° right angles like you see in the picture. Your estimated radius is the number where both measuring devices cross.



3

Now, go back to the “Measuring Instructions” button and select the template that most closely matches to your measurement.*

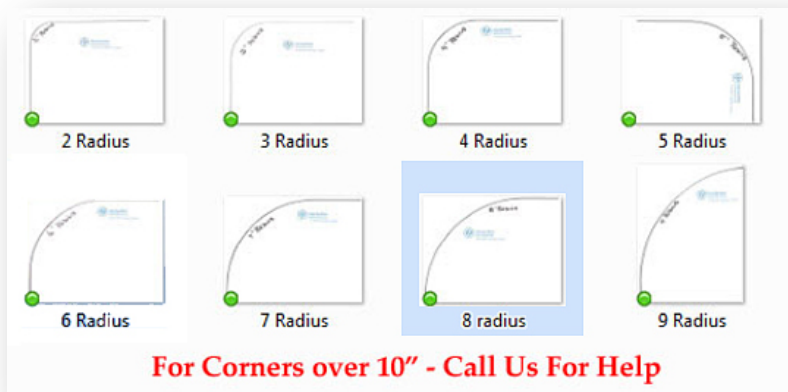
Templates from 2” to 9” can easily fit on a printed piece of paper. Luckily, most corners fit in that range. For larger corners from 10” to 16”, call us and we’ll mail you a template at no charge.



** Occasionally, some radii are fractional increments (like 8.5”) so if this is your case, go back and try the “Tracing System” button option instead.*

4

Select your closest match and print it out.



5

Next, cut the template out and lay it on the best corner of your spa. If it is a match you are almost done! If it does not match, try again with another template.



If you still can't find a good match, try the "Tracing Instructions" instead.

SPA COVER - MEASURING INSTRUCTIONS


Measuring a Cover	
Printed Instructions	Video Instr
Measuring a Spa Cover Matching the Corner Radius Tracing the Corner Radius	Measuring a Spa Cover Matching the Corner Rad Tracing the Corner Radiu

2-9" Radius Templates

---- Select Radius Templates ----

6


When you find a good match return to the order form and fill in the radius number to complete your order!



Skirt Length

Long enough to cover the spa shell, keeps heat in and dirt out

4.5' Standard



Strap Length

Triple reinforced straps secure the cover to the spa cabinet on all corners

8.0' Standard

Select Your Model

If your spa cover is listed in red, we have your template already and there is no need to measure.

Spa Manufacturer	Select
Year	
Model	Help me find this
Serial Number (If Available)	Help me find this

Measuring Your Spa Cover?

Manufacturer	Sundance
Year	
Model	
Hinge Length	84
Width	76
Radius	8



Easy Spa Parts
 We know what you need.

Call us toll free with any questions!
866.418.1840